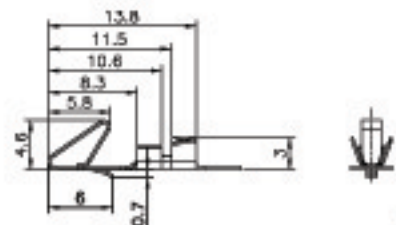


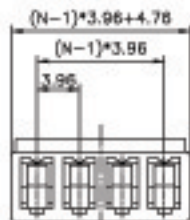
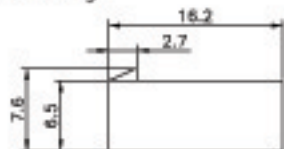
Female Terminal



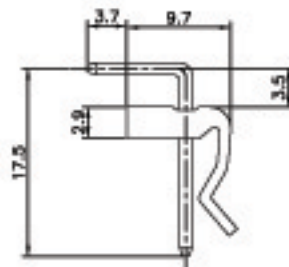
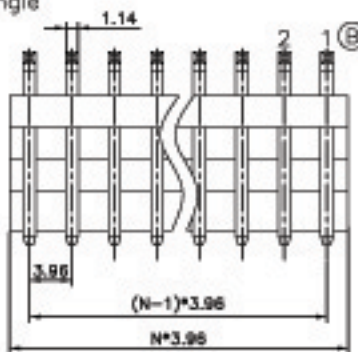
Female Terminal

Wire Range		O.D of Wire
Section Area (mm <sup>2</sup> )	AWG#	mm
0.2~0.75	24~18	1.3~2.8

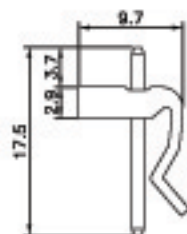
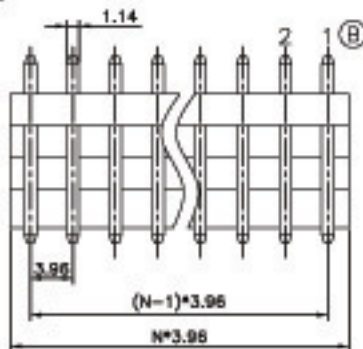
Female Housing



Male Right Angle



Male V/T TYPE



N=No. of contacts

REV.	DESCRIPTION	DRAWN	CHECKED	APPROVED
A	NEW RELEASE	LL 10/09/06		LJC 10/09/06
B	增加pin数方向	LL 12/21/06		

NOTES:

1. MAIN SPECIFICATIONS

- . Housing material: NYLON 66
- . Wire range: AWG#24~#18
- . Rated voltage: 250V
- . Rated current: 1A
- . Contact resistance: ≤30mΩ
- . Insulation resistance: ≥1000MΩ
- . Withstanding voltage: 500V,AC 1 minute
- . Temperature range: -25 ~ +85°C
- . Recommend PC board thickness:1.6mm